

Example of Histogram Report


Item Analysis - Histogram




NYSIM

Comm-Info Gathering


Started with open-ended questions and used appropriately throughout N= 6



Asked what you thought caused your symptoms/underlying concerns (what was the matter) N= 6



Managed the narrative/story flow N= 6



Elicited your story using appropriate questions N= 6

